

PHILIPS

Xitanium

LED driver



Datasheet

LED drivers – mini

Xitanium 10W/m 0.35A 30V SC 230V

Enabling future-proof LED technology

Xitanium LED drivers are designed to operate LED solutions for general lighting applications. Reliability is enhanced by features that protect the connected LED module, e.g. hot wiring, reduced ripple current and thermal derating. Most drivers feature central DC operation. In the coming years LEDs will continue to increase in efficiency, creating challenges for OEMs. With Xitanium LED drivers, flexibility in luminaire design is assured thanks to an adjustable output current. Application-oriented operating windows offer stable lumen output and light quality levels that specifiers and architects demand. The adjustable output current also enables operation of various LED PCB solutions from different manufacturers.

Benefits

- High reliability underpinned by 5 year warranty
- Future-proof flexibility - application-oriented operating windows enable LED generation and complexity management
- Compatibility - can also be used for other manufacturers' modules or OEMs' own PCB designs

Features

- Operating windows - output current can be adjusted via the Philips MultiOne configurator ('TD' drivers) or with a resistor outside the driver
- Multiple versions - DALI dimmable & programmable, trailing-edge dimmable, fixed-current/fixed-output trailing-edge dimmable, fixed-output, and fixed-current/fixed-output
- Power ratings: 10-110 W
- Choice of housing designs - linear housing for tracks in '3 in 1' in design, conventional HID housings for down- and spotlighting, and SH housing for independent use with strain relief and loop through

Application

- Retail

Electrical input data

Specification item	Value	Unit	Condition
Rated input voltage range	220...240	V _{ac}	Performance range
Rated input voltage	230	V _{ac}	
Rated input frequency range	50...60	Hz	Performance range
Rated input current	0.06	A	@ rated output power @ rated input voltage
Rated input power	12.5	W	@ rated output power @ rated input voltage
Power factor	≥ 0.9		@ rated output power @ rated input voltage
Total harmonic distortion	≤ 20	%	@ rated output power @ rated input voltage
Efficiency	≥ 85	%	@ rated output power @ rated input voltage
Input voltage AC range	202...254	V _{ac}	Operational range
Input frequency AC range	47.5...63	Hz	Operational range
Isolation input to output	SELV		

Electrical output data

Specification item	Value	Unit	Condition
Regulation method	Constant Current		
Output voltage	20...30	V _{dc}	-10% operational tolerance on the minimum output voltage
Output voltage max.	60	V	Peak voltage at open load
Output current	0.35	A	Full output current setting
Output current tolerance	± 8	%	
Output current ripple LF	≤ 4	%	Ripple = peak / average
Output current ripple HF	≤ 15	%	
Output power	7...10.5	W	Full output

Electrical data controls input

Specification item	Value	Unit	Condition
Control method	Fixed		

Logistical data

Specification item	Value
Product name	Xitanium 10W/m 0.35A 30V SC 230V
Logistic code 12NC	9290 014 12280
Pieces per box	20

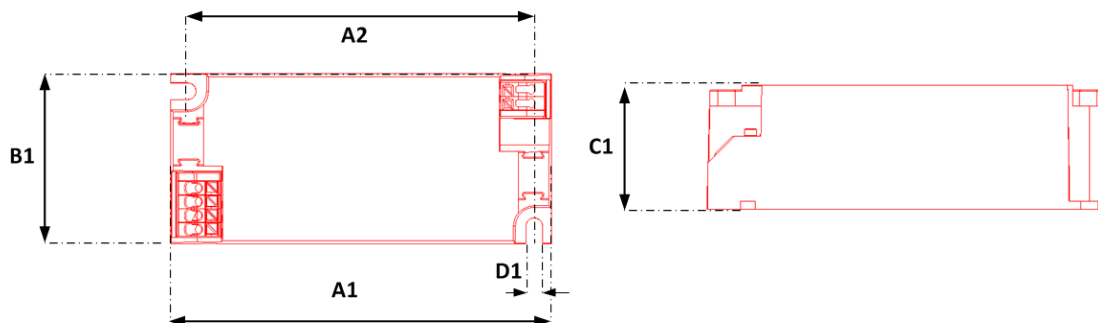
Wiring & Connections

Specification item	Value	Unit	Condition
Input wire cross-section	0.2...1.5	mm ²	WAGO250 (3.5 mm), solid / stranded wire
	16...24	AWG	WAGO250 (3.5 mm), solid / stranded wire
Input wire strip length	8.5...9.5	mm	
Output wire cross-section	0.2...1.5	mm ²	WAGO250 (3.5 mm), solid / stranded wire
	16...24	AWG	WAGO250 (3.5 mm), solid / stranded wire
Output wire strip length	8.5...9.5	mm	
Maximum cable length	600	mm	Total length of wiring including LED module, one way



Dimensions and weight

Specification item	Value	Unit	Condition
Length (A1)	97.2	mm	
Width (B1)	43	mm	
Height (C1)	30	mm	
Fixing hole diameter (D1)	4.2	mm	
Fixing hole distance (A2)	88.5	mm	
Weight	80	gram	



Operational temperatures and humidity

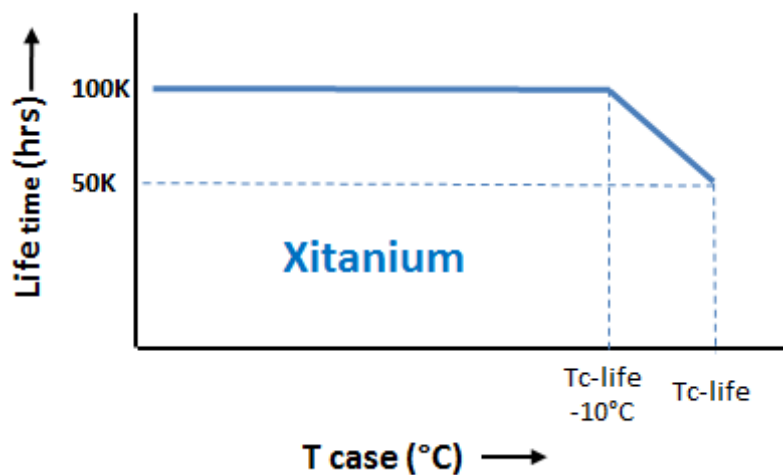
Specification item	Value	Unit	Condition
Ambient temperature	-20...+50	°C	Higher ambient temperature allowed as long as Tcase-max is not exceeded.
Tcase-max	80	°C	Maximum temperature measured at T _{case} -point
Tcase-life	80	°C	Measured at T _{case} -point
Maximum housing temperature	110	°C	In case of a failure
Relative humidity	10...90	%	Non-condensing

Storage temperature and humidity

Specification item	Value	Unit	Condition
Ambient temperature	-25...+85	°C	
Relative humidity	5...95	%	Non-condensing

Lifetime

Specification item	Value	Unit	Condition
Driver lifetime	50,000	hours	Measured temperature at T _{case} -point is T _{case} -life. Maximum failures = 10%



Programmable features

Specification item	Value	Remark	Condition
Set output current (AOC)	No	See Design-in guide.	Default output current: = 350 mA
LED module temperature derating (MTP)	No		
Constant Lumen Over Lifetime (CLO)	No		
DC emergency dimming (DCemDIM)	No		
Corridor mode	No		
Energy metering	No		
Diagnostics	No		
Adjustable Light Output (ALO)	No		

Features

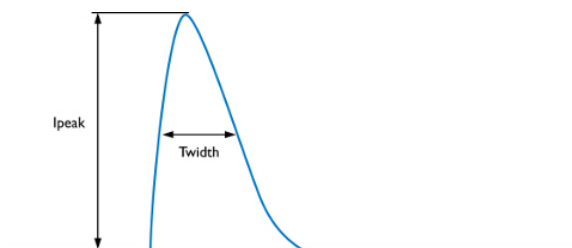
Specification item	Value	Remark	Condition
Open load protection	Yes		Automatic recovering
Short circuit protection	Yes		Automatic recovering
Over power protection	Yes		Automatic recovering
Hot wiring	No		
Suitable for fixtures with protection class	I and II		per IEC60598

Certificates and standards

Specification item	Value
Approval marks	CB / CCC / CE / ENEC
Ingress Protection classification (IP)	20

Inrush current

Specification item	Value	Unit	Condition
Inrush current I_{peak}	6.1	A	Input voltage 230V
Inrush current T_{width}	310	μ s	Input voltage 230V, measured at 50% I_{peak}
Drivers / MCB 16A type B	≤ 34	pcs	



MCB	Rating	Relative number of LED drivers
B	10A	63%
B	13A	81%
B	16A	100% (stated in datasheet)
B	20A	125%
B	25A	156%
C	10A	104%
C	13A	135%
C	16A	170%
C	20A	208%
C	25A	260%

Driver touch current / protective conductor current

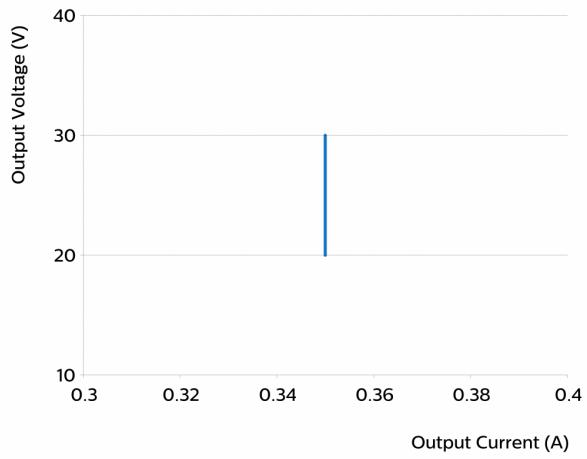
Specification item	Value	Unit	Condition
Typical touch current (ins. Class II)	< 0.7	mA peak	Acc. IEC61347-1. LED module contribution not included

Surge immunity

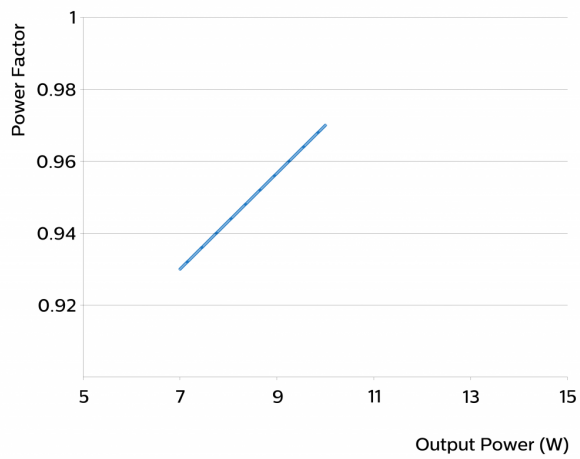
Specification item	Value	Unit	Condition
Mains surge immunity (diff. mode)	1	kV	Acc. IEC61000-4-5. 2 Ohm, 1.2/50us, 8/20us
Mains surge immunity (comm. mode)	2	kV	Acc. IEC61000-4-5. 12 Ohm, 1.2/50us, 8/20us

Graphs

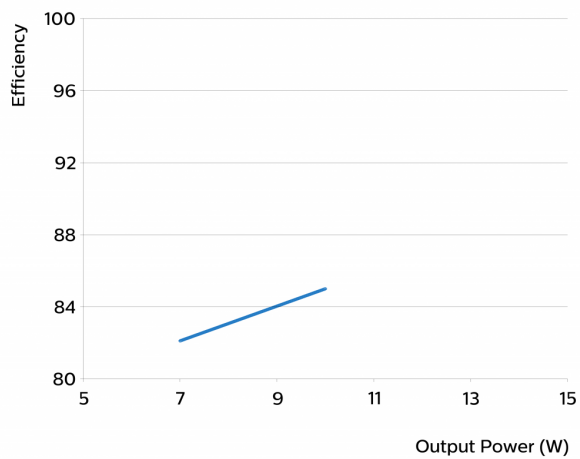
Operating window



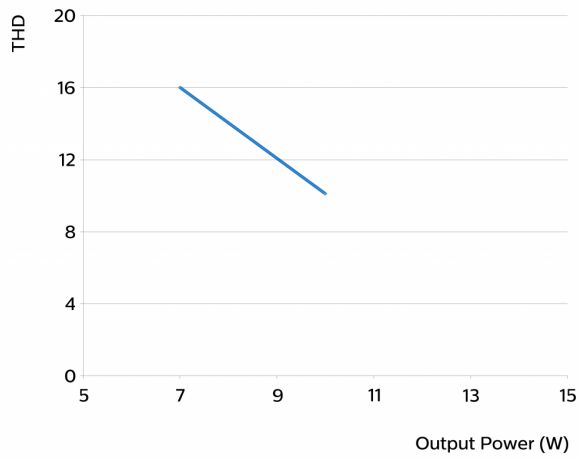
Power factor versus output power



Efficiency versus output power



THD versus output power



©2017 Philips Lighting Holding B.V. All rights reserved.

This document contains information relating to the Philips Lighting portfolio, intended for companies who may be interested in developing their product offering. Note that the information provided is subject to change. Philips Lighting does not give any representation or warranty as to the accuracy or completeness of the information included herein and shall not be liable for any action in reliance thereon. The information presented in this document is not intended as any commercial offer and does not form part of any quotation or contract.

Date of release: December 19, 2017 v1

www.philips.com/technology